

CLOUDS STRATUS

Acoustics » Acoustic Ceiling Features



Brand: **Zintra**

Collections: **Clouds**

Applications: **Ceilings**

1300 306 399

info@baresque.com.au

baresque.com.au

1 of 6

CLOUDS STRATUS

Acoustics » Acoustic Ceiling Features



Clouds Stratus Detail

CLOUDS STRATUS

Acoustics » Acoustic Ceiling Features

A 3-dimensional floating design. Zintra Clouds Stratus creates a stunning easy to assemble ceiling feature.

✓ Acoustic

✓ Bleach Cleanable

✓ Easy Clean

✓ Easy Install

Description

Zintra Acoustic Clouds are available in a unique range of shapes and forms constructed from pressure fit interlocking Zintra profiles. Easy to assemble and install, clouds will add drama to your space whilst simultaneously improving acoustics by utilising Zintra's powerful sound absorption properties.

Stratus: Sloping cloud-shaped acoustic grid, with one end higher than the other end.

Available in 12 other great designs and multiple sizes

Blanchard | Clochette | Dome Concave | Dome Convex | Drante | Giffard | Long Dome Concave | Long Dome Convex | Square | Turbine | Warp | YooFoe

Longer Cables, multi-colour and Digital Print available for an additional fee.

Composition

Zintra Acoustic Panel - 100% Solution Dyed (Colour Through) Polyester

12mm (1/2") - Density 2.4 kg /m² 0.5 lb/ft²

Sustainability

Zintra is made from 100% recyclable materials.

- 60% post-consumer recycled content from PET bottles.
- 35% pre-consumer recycled content from PET chips
- 5% polylactic acid (PLA)

Dimensions

- **Stratus:** 711mm (28") w x 1398mm (55") l x 290mm (11.5") h

Fire Rating

ASTM-E84 – Class A classification
AS ISO 9705 – 2003 – Group 1 classification
EN-13501 – B-s2-d0 classification

Supplied As

Flat Pack

Clouds include Adjustable

Cable Kit

CLOUDS STRATUS

Acoustics » Acoustic Ceiling Features


Assembly & Delivery	<p>Cloud components supplied flat pack.</p> <p>Assembled cloud is then suspended from the ceiling using hanging hardware supplied.</p> <p>Recommended 2 People assembly</p> <p>Go to the Technical Documents and download the Installation Guide for more details.</p>
Suggested Installation	<p>Go to Technical Documents and download the Installation Guide for more details.</p>
Care Instructions	<p>Vacuum to remove dust.</p> <p>Dab Zintra with a damp clean cloth and mild solution of liquid detergent and warm water. Repeat using only clean water, then pat dry with a lint free cloth.</p> <p>For difficult stains, use a solution of household bleach (10% bleach / 90% water). To remove the bleach, repeat using a clean, water dampened cloth, then pat dry.</p> <p>Always test in an inconspicuous area first and if you don't see the expected results, contact us.</p>
Warranty	<p>Visit FAQ for more details.</p>
Customisable	<p>The Zintra Acoustic Solutions range is customisable to your project. Please get in touch with your local contact for details.</p>
Additional Comments	<p>NRC Rating</p> <ul style="list-style-type: none">• Without Air Gap: Up to 0.95• With 24" (610mm) Air Gap: Up to 1.00
How to Specify	<ol style="list-style-type: none">1. Select Design2. Select Size3. Select Zintra Colour

CLOUDS STRATUS

Acoustics » Acoustic Ceiling Features

Colour & Finish Options

Zintra 12mm Solid PET




Bark



Brick



Cadet




Chambray



Cobalt



Ecru



Elderberry



Fossil




Frost



Grass




Greige



Ivory



Linen




Malachite




Mandarin



Meadow




Midnight




Ochre




Olive



Parchment



Pebble




Pewter



Saffron



Sky



Smoke

1300 306 399

info@baresque.com.au

baresque.com.au

5 of 6

CLOUDS STRATUS

Acoustics » Acoustic Ceiling Features



Slate



Storm



Sunshine



Tar



Twilight

Zintra Timber Print



Eucalyptus



Ironbark



Merbau



Spotted Gum