

VERANDA BURCH



Brand: **Burch**

Applications: **Upholstery**

VERANDA BURCH

Veranda’s versatile twill texture is ready to lend a sophisticated vibe to outdoor spaces. Veranda is available in 26 bright and bold shades.

- ✓ **High Performance**
- ✓ **Bleach Cleanable**
- ✓ **Outdoor Suitable**
- ✓ **Anti-Microbial**
- ✓ **Mildew Resistant**

Description	With summer in full swing, the Burch Design Studio introduces two new faux leathers perfectly suited for patio season. Alfresco and Veranda are fade, mold, and mildew resistant making them ideal for all outdoor spaces - rain or shine. Both materials feature playful palettes that match the energy of the season with sunny bright and breezy blues.
Composition	Vinyl face on a 100% polyester backing
Roll Size	137cm wide x 27.4m - Available by the lineal metre
Weight	1084.9 g/m2
Abrasion	100,000 double rubs (ASTM D4157)
Fire Rating	Tested in accordance with AS1530.3 Spread of Flame Index - 0 Smoke Developed Index - 5
Lead Time	<ul style="list-style-type: none">• 2-weeks (approx.) from Wednesday, subject to stock availability.• Additional 1-week for Western Australia.• Express delivery is available subject to a surcharge. Contact Baresque for details and pricing.

VERANDA BURCH

Care Instructions

STEP 1: Regular Cleaning and Maintenance (Dirt - Dust - Grime)

Clean the soiled area with mild soap and water, then rinse with fresh water and wipe dry with a clean cloth.

STEP 2: Food Stains / Oils (Ketchup - Chocolate - Coffee / Tea - Salad Dressing - Butter - Soy Sauce)

Wipe the affected area with a soft cloth or soft bristle brush using a non-abrasive cleaner. Rinse with fresh water and wipe dry with a clean cloth.

STEP 3: Healthcare (Blood - Urine - Iodine - Betadine)

Clean / Disinfect the soiled area with a 10% solution of household bleach and 90% water.

It is important to rinse the cleaned area with fresh water after applying the bleach solution. Wipe dry with a clean cloth.

STEP 4: Difficult Stains (Eye Shadow / Mascara - Lipstick - Crayon - Grease - Mustard - Motor Oil)

Clean the soiled area with a 50% solution of Isopropyl Alcohol (Rubbing Alcohol) and water.


It is important to rinse the cleaned area with fresh water after applying the alcohol solution. Wipe dry with a clean cloth.

Warranty


2-year warranty. Visit baresque.com.au/warranty for complete details.

VERANDA BURCH


Colour & Finish Options




1011964 Brick




1011965 Raisin



1011966 Abyss



1011967 Sapphire



1011968 Cosmic



1011969 Odyssey



1011970 Pine




1011971 Spring



1011972 Daffodil



1011973 Koi




1011974 Cherry



1011975 Hazelnut




1011976 Beach




1011977 Doe




1011978 Taupe




1011979 Koala




1011980 Angora



1011981 Coconut




1011982 Ecru



1011983 Marshmellow



1011984 Alpine




1011985 Nimbus



1011986 Fog



1011987 Pewter



1011988 Steel

VERANDA BURCH



1011989 Jet