

# MAGIC COLOUR CREAMS

Wallcoverings » Decorative Wallcoverings



Brand: **Bi Mei**

Applications: **Walls**

1300 306 399

[info@baresque.com.au](mailto:info@baresque.com.au)

[baresque.com.au](http://baresque.com.au)

1 of 4

# MAGIC COLOUR CREAMS

Wallcoverings » Decorative Wallcoverings

Magic Colour decorative wallcoverings are an environmentally friendly way to add texture. Available in 15 creams hues.

|             |  |
|-------------|--|
| Description | Natural wallpapers are an environmentally friendly way to add texture and beauty to a wide variety of design themes. |
|-------------|--|

|             |  |
|-------------|--|
| Composition | Various. See Magic Colour Product Specification Download for details |
|-------------|--|

|                    |   |
|--------------------|---|
| Environmental Info | The materials contained in these wallcoverings are naturally occurring and renewable resources harvested from farms and coloured with water-based inks. |
|--------------------|---|

|             |  |
|-------------|--|
| Fire Rating | <p>Tested in accordance with AS ISO 9705 2003 for the purpose of determining the Group Number classification as required by the Building Code of Australia for the control of fire spread on interior wall and ceiling linings.</p> <p>The result achieved was:<br/>Classification - Group 2<br/>Specific Extinction - Less than 250m<sup>2</sup>/kg</p> |
|-------------|--|

|                        |   |
|------------------------|---|
| Suggested Installation | <p>Non-reverse hang / butt join.</p> <p>If your order contains several numbered rolls of one single item/ reference, please first install the roll with the highest number, and then continue to install the other rolls in sequence, in descending order.</p> <p>Measure and cut 3 strip lengths. Add 5 to 10 cm to top and bottom of each strip.</p> <p>For printed patterns, plan your match from the roll before cutting</p> <p>Mark each strip coming from the roll on the back and hang in the same sequence</p> <p>Reverse alternate lengths when instructed to do so by label on the roll</p> |
|------------------------|---|

|                   |  |
|-------------------|--|
| Care Instructions | <p>Natural wallcoverings should be handled with care, as they are not stain repellent treated.</p> <p>Remove liquid stains immediately using a clean, white, soft, dry cloth tapping on the wallcovering lightly.</p> <p>Use a vacuum cleaner to lightly remove any dust that may have collected.</p> <p>Cleaning with water or detergent is not recommended.</p> <p>Always test in an inconspicuous area first. If care instructions don't deliver the expected results, cease cleaning method immediately and contact Baresque for assistance.</p> |
|-------------------|--|

|          |  |
|----------|--|
| Warranty | 2-year warranty. Visit <a href="https://www.baresque.com.au/warranty">baresque.com.au/warranty</a> for complete details. |
|----------|--|

# MAGIC COLOUR CREAMS

Wallcoverings » Decorative Wallcoverings

---

## Additional Comments

As this design is made of natural materials, some variation in colour within and across batches is an inherent, unavoidable and enjoyable characteristic of the product. When installed, some panelling effect will be apparent.

---


# MAGIC COLOUR CREAMS

Wallcoverings » Decorative Wallcoverings

## Colour & Finish Options



SN101020P CREAM-COLOURED



SN101107P IVORY TINT



SN101108P BUTTER



SN101109P NAPLES



SN101110P YELLOWWISH



SN101113P SAND



SN101115P SAND BEACH




SN101116P PALE YELLOW



SN101119P PINK COLOR




SN101120P SHALLOW EARTH



ST101111P CORN



ST101112P CHAMPAGNE YELLOW



ST101114P VANILLA



ST101117P STRAW



ST101118P SHALLOW DARK BROWN